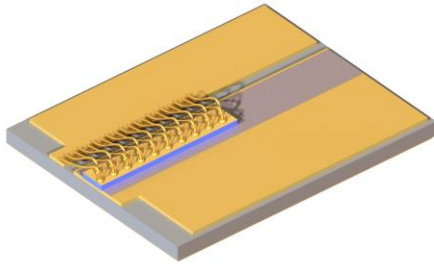


# BAD1020004CC006WXXX

## High Power Broad-Area Laser Diode on Submount



### Features:

- Output power 6W @ 1020nm in CW mode
- Proprietary mirror coating technology enabling high reliability
- Reliable Au/Sn bonding of chip to composite submount
- RoHS compliance

### Applications:

- Medical Devices
- Sensors
- Scientific Research et al.

## Recommended Operating Conditions

Sample is mounted on a copper heatsink

Parameter	Min.	Typ.	Max.	Unit
Heatsink Temperature	20	25	30	°C
Forward Current		7	8.5	A
Output Power	0.6		6	W

## Characteristics

Tested for each sample @ CW, 25C, 7A

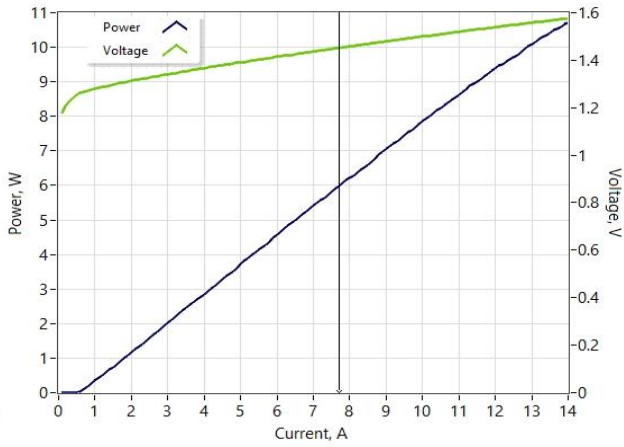
Parameter	Min.	Typ.	Max.	Unit
Forward Current @ 6W			8.5	A
Forward Voltage		1.5	1.9	V
Threshold Current		0.6	0.9	A
Mean Wavelength	1010	1020	1030	nm
Bandwidth (FWHM)		4	9	nm
Wavelength Temperature Tunability		0.4		nm/°C
Slow Axis Beam Divergence (FWHM)	3	6	11	deg
Fast Axis Beam Divergence (FWHM)		16	25	deg
Mesa Width		90		µm
Polarization		TE		

## Absolute Maximum Ratings

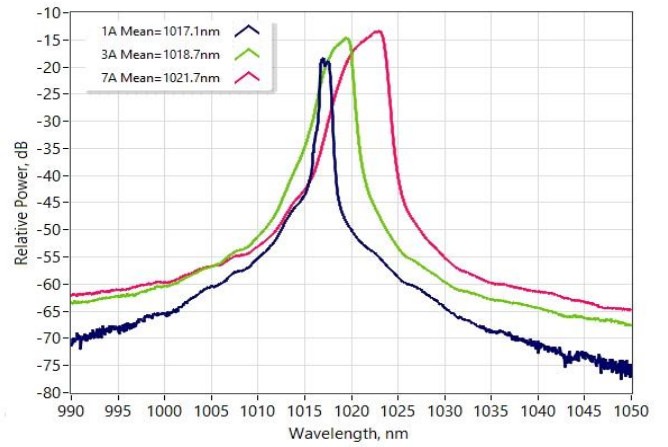
Parameter	Min	Max	Unit
Output Power		8	W
Forward Current (CW)		10	A
Reverse Voltage		2	V
Soldering Temperature (5 sec. max)		250	°C
Operating temperature (above dew point)	5	60	°C
Storage Temperature (above dew point)	-40	85	°C

**Typical Performance (for reference only)**

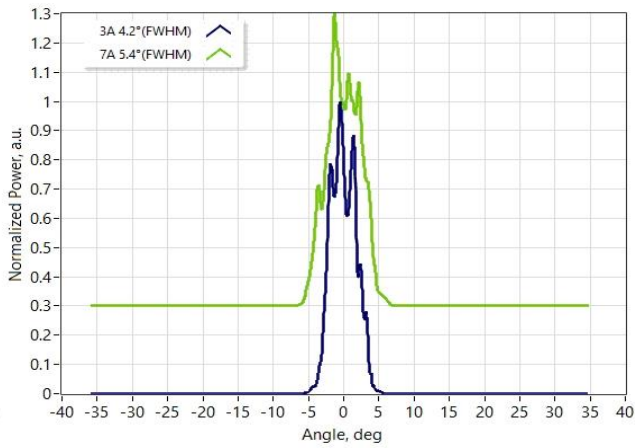
**Light-Current-Voltage Characteristics**



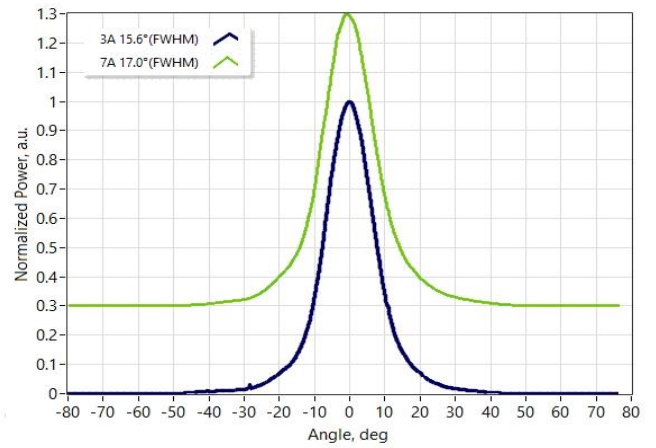
**Optical Spectra (res. 1nm)**



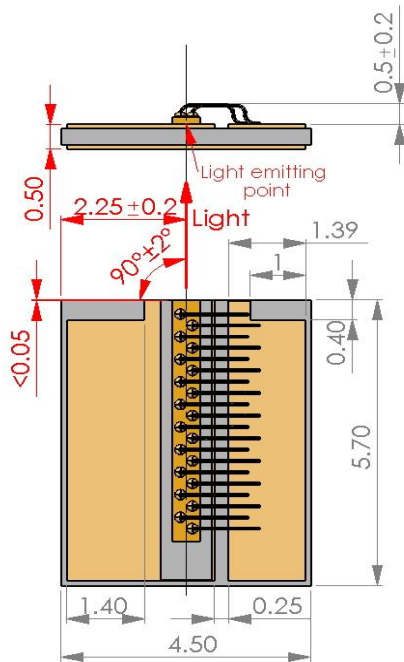
**Slow Axis Far Field**



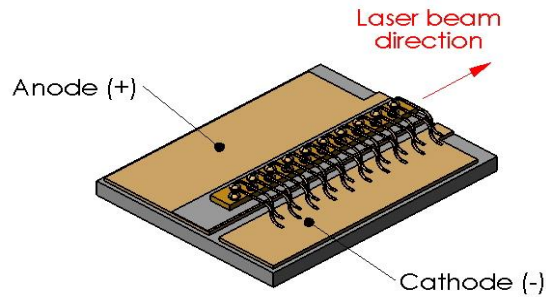
**Fast Axis Far Field**



### Dimensions (in mm)



1. Tolerance not indicated  $\pm 0.15$ .
2. Red colored dimensions refer to emitting point.



### Safety and Operating Instructions

The laser light emitted from this Device is invisible and harmful to the human eye. Avoid looking directly into the fiber output or into the collimated beam along its optical axis when the device is in operation. Proper laser safety eyewear must be worn during operation.

Absolute Maximum Ratings may be applied to the Device for short period of time only. Exposure to maximum ratings for extended period of time or exposure above one or more max ratings may cause damage or affect the reliability of the Device.

Operating the product outside of its maximum ratings may cause device failure or a safety hazard. Power supplies used with the Device must be employed such that the maximum peak optical power cannot be exceeded. A proper heatsink for the Device on thermal radiator is required, sufficient heat dissipation and thermal conductance to the heatsink must be ensured by flux-free soldering.

The Device is an Open-Heatsink Diode Laser; it may be operated in cleanroom atmosphere or dust-protected housing only. Operating temperature and relative humidity must be controlled to avoid water condensation on the laser facets. Any contamination or contact of the laser facet must be avoided.

ESD PROTECTION – Electrostatic discharge is the primary cause of unexpected product failure. Take extreme precautions to prevent ESD. Use wrist straps, grounded work surfaces and rigorous antistatic techniques when handling the product.



### Part-number Identification

BAD1020004CC006WXXXX - broad area laser with 6W output power, mean wavelength 1020nm, 4nm bandwidth, 90um mesa width

**NOTE:** Innolume product specifications are subject to change without notice